

QuickNet™ Copper Cabling Systems

Quick Deployment for
High-Density
Data Centre Applications



PANDUIT™

building a smarter,
unified business foundation

Connect. Manage. Automate.



Benefits of a Pre-Terminated Cabling System

Your network drives the critical data, voice, video, and security applications required to support your business. A pre-terminated cabling system simplifies the delivery of those network services by providing reliable infrastructure components assembled and tested in a factory-controlled environment.

An end-to-end pre-terminated cabling system is an ideal solution for data centres especially when time for traditional cable installation, termination, and testing is limited. Pre-terminated cable assemblies offer a simple plug-n-go solution for links between LAN switches, servers, patch panels and zone distribution areas, for new installations or to enable easy additions to current infrastructure.

Panduit's Unified Physical Infrastructure (UPI)

A unified approach to physical and logical systems architecture is imperative for solutions to fully address the need for availability, agility, integration, and security.

Panduit has developed the industry's most comprehensive and holistic approach to a Unified Physical Infrastructure and can help enterprises align, converge and optimise critical systems – communication, computing, control, power and security – to build a smarter, unified business foundation.



Unified Physical Infrastructure



Advantages of the Panduit QuickNet™ Copper Cabling System

As part of the complete QuickNet™ Solution, the Panduit™ QuickNet™ Copper Cabling System is a custom pre-terminated cabling solution, designed to meet unique structured cabling requirements. Fast and simple to install, this high-density solution provides consistent network reliability and reduces initial on-site rework. This leading-edge system delivers ensured performance for the lowest total cost of ownership.

Quick Network Deployment

Pre-terminated cabling systems can be installed in 75% less time than field-termination methods, eliminating the need for on-site bundling, terminating and testing. Moves, adds and changes can be made immediately by existing on-site network professionals, increasing productivity relative to traditional field installations. This is critical for areas that require high security and limited access, as changes to the network can be made without scheduling outside personnel.

Mitigates Risks – Quality, Reliability, Performance and Security


The QuickNet™ Cabling System mitigates risk in the areas of the quality, reliability and performance of the installed system, as well as site security during installation. Quality and reliability of the installed system are ensured through the use of authentic Panduit components that are assembled and tested in Panduit's factory-controlled environment, and performance is ensured by the 100% testing of each finished assembly. Site security risks are minimised due to the significantly reduced installation time, which means fewer installers and less time spent by them on-site.

Provides a Re-Deployable Asset

Each QuickNet™ assembly is labelled with length and unique serial number information so it can be easily catalogued and tracked as a network asset, and as such, can quickly and easily be redeployed to address changing network needs.

Why Specify Panduit™ QuickNet™ Copper Cabling System?

- **Quick Deployment**
75% Faster
- **Ease of Installation**
Plug-n-Go Solution
- **Improved Reliability**
100% Factory Performance Tested
- **Unified Copper and Fibre Solution**
Copper and Fibre in the Same Patch Panels
- **High Performing Cabling System**
Category 6A and Category 6, UTP and Shielded
- **Standard Lengths Stocked**
Immediate Availability
- **Custom Assemblies Available**
For Unique Requirements
- **“Green” Solution**
80% Less Packaging Waste



Integrated release tab enables easy installation and removal of 6-port pre-terminated cassette.



Shielded cassettes provide seamless self bonding for shielded cable assemblies.

A Foundation of Excellence

Innovative Design

The Panduit™ QuickNet™ Copper Cabling System incorporates innovative design features.

- Built-in release mechanism on QuickNet™ Pre-Terminated Cassettes enables simple installation and removal with one hand
- 48-port (1 RU) high-density angled patch panels and PatchRunner™ Vertical Cable Managers quadruple rack density for reduced real estate costs
- QuickNet™ Adapter snaps in and out of QuickNet™ Patch Panels and accepts all Mini-Com® Modules to provide flexibility and scalability for changing network requirements
- QuickNet™ Plug Pack Assemblies facilitate quick and easy connection and disconnection of cables to a variety of switches, reducing time and cost associated when installing and maintaining structured cabling links
- Staggered cable lengths ensure proper bend radius control and an aesthetic solution
- Jack modules, cable and patch cords are tuned to each other to deliver maximum channel performance and network reliability

World-Class Quality

QuickNet™ Copper Cabling System components are manufactured to strict ISO quality procedures.

- QuickNet™ Cable Assemblies are 100% performance tested to TIA or ISO electrical permanent link specifications (test report shipped with each assembly)
- Each assembly has a unique serial number for future traceability
- Giga-TX™ Jack Modules undergo more than 90 additional quality checks for assured performance

World-Class Service and Support

At Panduit, we respond quickly to customer needs and deliver exceptional service levels globally.

- Global sales and technical support teams work together to ensure the optimum solution is provided to meet your requirements
- Short lead times and custom configurations keep your project on schedule
- Design tools facilitate customisation and allow flexibility when designing the structured cabling infrastructure



Elements of the System

QuickNet™ Cable Assemblies


- Offer UTP Category 6 Cabling and UTP/STP Category 6A Cabling
- Pre-bundled with six cables for easy installation
- Available in lengths from 3 metre to 90 metres (half metre increments) and different cable colours for redundant path applications
- Multiple termination types including pre-terminated cassettes, jack modules, modular plugs, plug packs and/or unterminated options
- Shielded die cast cassette utilises direct bonding, eliminating external bonding requirement

QuickNet™ Angled and Flat Patch Panels

- Accept Quicknet™ Pre-Terminated Cassettes, which snap in and out with one hand for quick installation
- Available in 24-port (1 RU) standard density and 48-port (1 RU) high-density configurations
- Angled design allows cable to flow to each side of the rack and eliminates the need for horizontal cable managers by enabling patch cords to be routed directly into vertical cable managers
- Proper identification of each port with pre-printed numbers above each port; vertical numbering from top to bottom of panel is also available for high density switch applications

QuickNet™ Patch Panel Accessories

- Patch panel adapter accepts Mini-Com® Modules for UTP, fibre optic and audio/video applications
- Blank patch panel adapter reserves space for future use while promoting proper airflow and cooling
- Adapters and blanks easily snap in and out of QuickNet™ Patch Panels



QuickNet™ Plug Packs allow multiple cables to be installed simultaneously with one hand for speed of deployment in switch applications.



24-port, flat modular patch panel, populated with pre-terminated shielded cassettes with shielded jack modules



48-port, angled modular patch panel, populated with pre-terminated cassettes with UTP jack modules



Patch panel blank



Patch panel adapter, populated with copper, fibre and audio video modules



QuickNet™ Jack-to-Plug Cable Assemblies are ideal for cross-connect applications

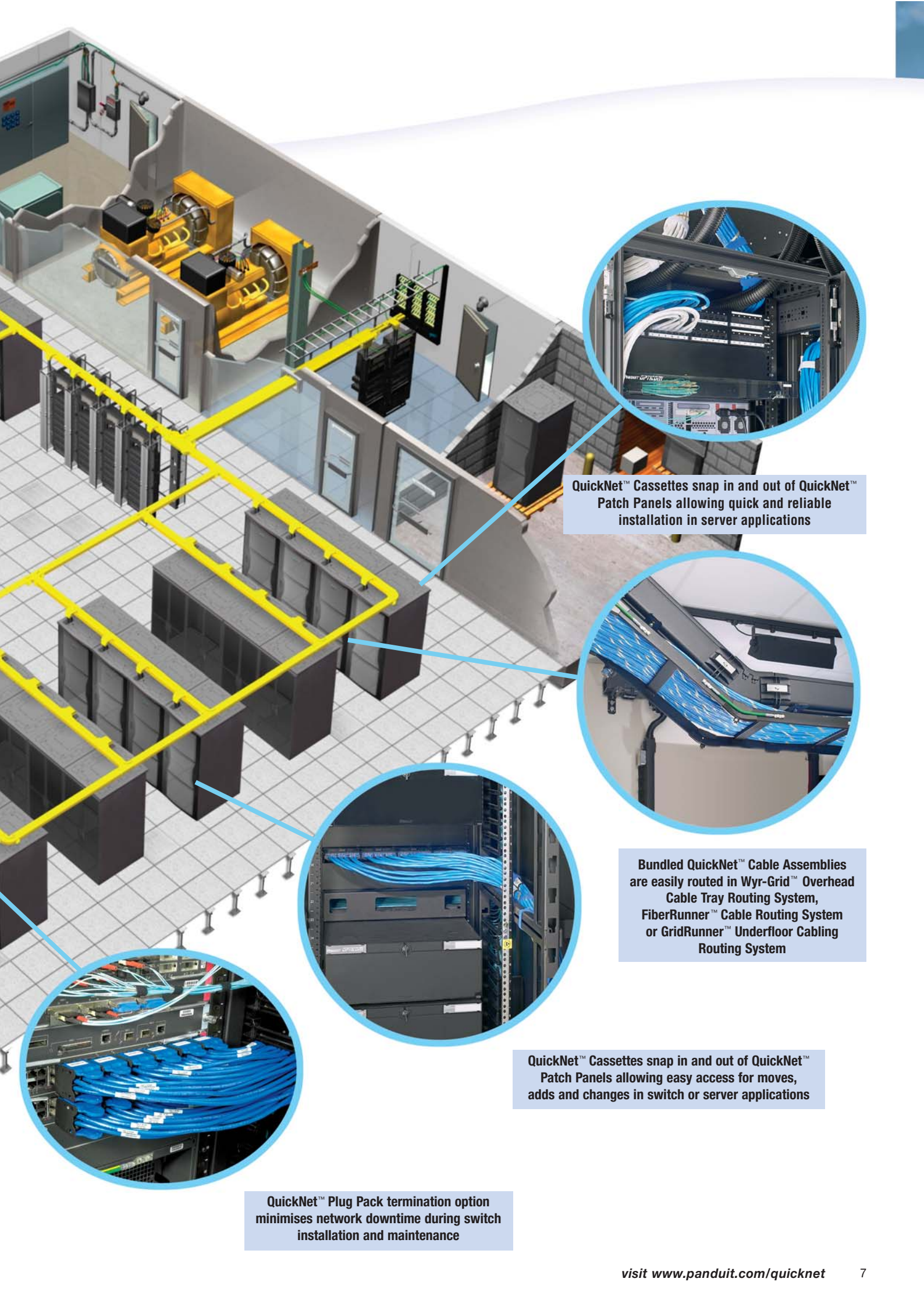


The QuickNet™ Copper Cabling System is integrated with the Panduit™ StructuredGround™ System to optimise network performance

For the full Panduit product offering, request Panduit Pan-Net Network Solutions Catalog: SA-NCCB51.



QuickNet™ Copper and Fibre Cabling Systems are compatible with PanZone™ Enclosures and Boxes for zone cabling applications



QuickNet™ Cassettes snap in and out of QuickNet™ Patch Panels allowing quick and reliable installation in server applications



Bundled QuickNet™ Cable Assemblies are easily routed in Wyr-Grid™ Overhead Cable Tray Routing System, FiberRunner™ Cable Routing System or GridRunner™ Underfloor Cabling Routing System



QuickNet™ Cassettes snap in and out of QuickNet™ Patch Panels allowing easy access for moves, adds and changes in switch or server applications



QuickNet™ Plug Pack termination option minimises network downtime during switch installation and maintenance

Environmental Benefits of the QuickNet™ Copper Cabling System

QuickNet™ installations are more “Green” than traditional installations:

- 80% Less Packaging Waste
- No Termination Scrap Material or Debris to Clean Up
- QuickNet™ Assemblies are Reusable

A Commitment to Green

As a global manufacturer, Panduit has embraced lean and sustainable thinking as a core value by designing solutions and facilities that are good for the environment and for business. The QuickNet™ Copper Cabling System supports this commitment by significantly reducing the amount of product packaging waste as compared to traditional field-termination installations, and by providing cabling assemblies which are inherently redeployable and reusable.

Typical Waste from Traditional Installation vs. QuickNet™ Installation (Based on 600 Link Installation)



Traditional Installation



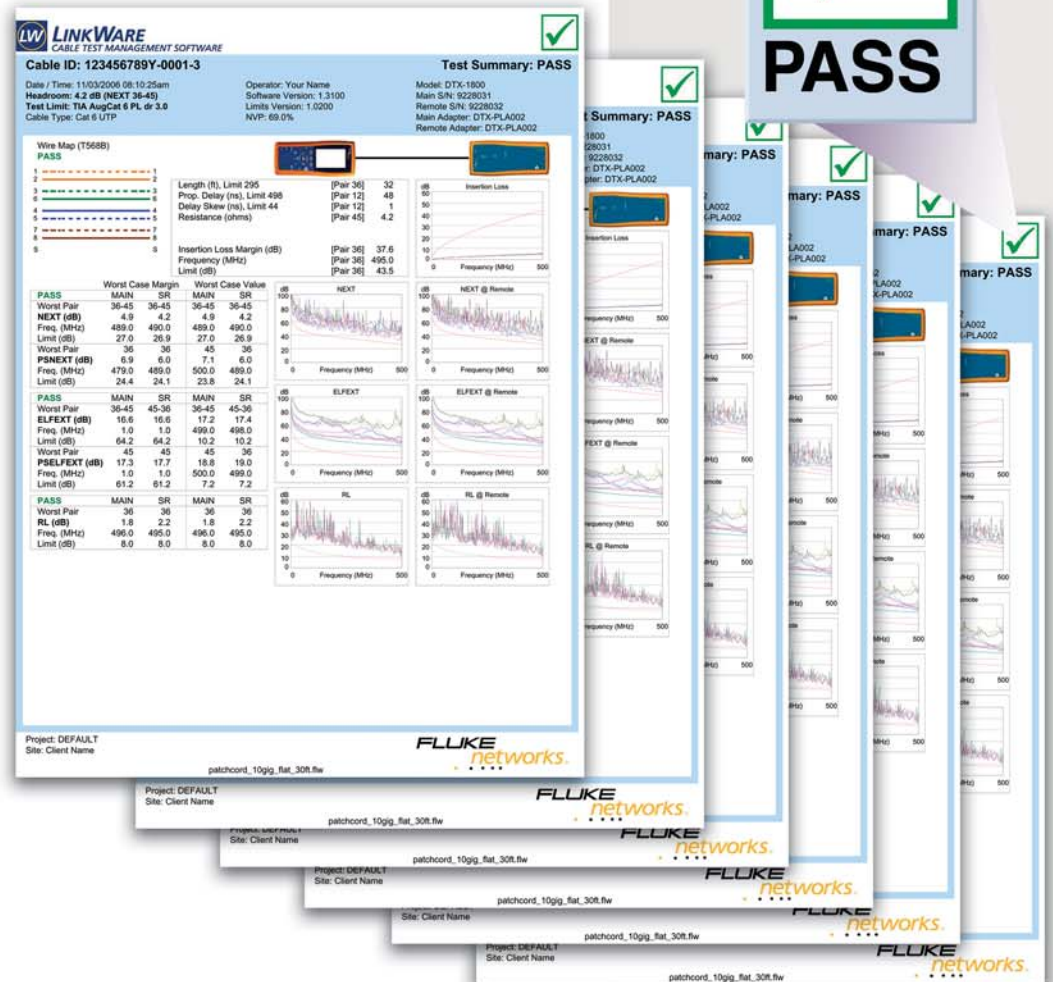
QuickNet™ Installation

Permanent Link Performance

The Panduit™ QuickNet™ Copper Cabling System exceeds the applicable permanent link requirements for Category 6A and Category 6 transmission over twisted-pair cabling. Each assembly is 100% performance tested at the factory. A Fluke* Linkware test report accompanies each cable assembly and will also be archived by Panduit. Because the cable assemblies are 100% factory tested, the time and cost associated with on-site field testing are eliminated. The QuickNet™ Copper Cabling System provides risk mitigation and guaranteed performance by providing cable assemblies with a factory product warranty.


Permanent Link Compliance is tested for the following parameters:

- Insertion Loss (IL)
- Return Loss (RL)
- Near-End Crosstalk (NEXT)
- Power Sum Near-End Crosstalk (PSNEXT)
- Equal Level Far-End Crosstalk (ELFEXT)
- Power Sum Equal Level Far-End Crosstalk (PSELFEXT)



*FLUKE is a registered trademark of Fluke Corporation.

QuickNet™ Cable Assembly Ordering Information for Europe, Middle East and Africa



Example:

| | | | | | | | | | | | | | |
|---|---|---|---|---|---|---|---|---|----|----|----|----|----|
| Q | Z | L | X | C | L | C | L | X | X | 3 | M | 5 | E |
| 1 | 2 | 3 | 4 | 5 | 6 | 7 | 8 | 9 | 10 | 11 | 12 | 13 | 14 |

Example – The above part number is a 3.5 metre QuickNet™ Cable Assembly constructed of LSZH, White, TX6A™ 10Gig™ UTP Copper Cable, bundled with expandable sleeving, with pre-terminated cassettes that contain Black TX6A™ 10Gig™ UTP Jack Modules on each end.

1 – Q = QuickNet™

2 – Performance Level

- A = Category 6A UTP (TX6A™ 10Gig™)
- C = Category 6 UTP
- H = Category 6A S/FTP (TX6A™ 10Gig™)
- L = Category 6 F/UTP (TX6000™)
- T = Category 6A U/FTP (TX6A™ 10Gig™)
- U = Category 6A S/FTP Stranded (TX6A™ 10Gig™)*
- X = Category 6A (TX6A-SD™ 10Gig™) UTP MaTriX*
- Z = Category 6A (TX6A™ 10Gig™) UTP MaTriX

3 – Flame/Smoke Rating

- L = LSZH

4 – Cable Colour

- X = Market Colour Cable

5 – Termination End 1

- C = Cassette
- J = Jack modules
- P = Modular plugs
- K = Jack modules staggered right
- L = Jack modules staggered left
- Q = Modular plugs staggered right
- S = Modular plugs staggered left

6 – Termination End 1 Colour Options

Jack Module Colour Options

- A = Arctic White, B = Blue, E = Electric Ivory,
- G = Green, H = Off White, I = International Grey,
- L = Black, O = Orange, R = Red, V = Violet,
- W = White, Y = Yellow

Shielded Jack Modules, chose option

L (all shielded jack modules are Black)

Modular Plug and Underterminated Colour Options

- X = No colour option available, all modular plugs are clear

7 – Termination End 2

- A = Plug Pack (6-pack)
- R = Recessed Plug Pack (6-pack)
- C = Cassette
- J = Jack modules
- P = Modular plugs
- K = Jack modules staggered right
- L = Jack modules staggered left
- Q = Modular plugs staggered right
- S = Modular plugs staggered left
- U = Underterminated
- O = Underterminated with cassette and jack modules for on-site termination

8 – Termination End 2 Colour Options

Jack Module Colour Options

- A = Arctic White, B = Blue, E = Electric Ivory,
- G = Green, H = Off White, I = International Grey,
- L = Black, O = Orange, R = Red, V = Violet,
- W = White, Y = Yellow

Shielded Jack Modules, chose option

L (all shielded jack modules are Black)

Plug Pack Colour Options

- B = Blue, W = White, R = Red, L = Black

Recessed Plug Pack Colour Options

- S = Silver

Modular Plug and Underterminated Colour Options

- X = No colour option available, all modular plugs are clear

9 – Assembly Options

- P = Pulling eye
- X = No assembly options requested

10 – Custom Labelling*

- L = Custom assembly label
- C = Custom cable labels
- B = Custom assembly and cable labels
- X = No custom labels requested

11 – Assembly Length**

- 3 to 90 Metres

12 – M = Metre Length

13 – Additional Length

- 0 = No additional length
- 5 = 0.5 additional length

14 – Bundle Option

- Leave blank for standard Kevlar thread
- E = Expandable sleeving
- G = 5m sleeve on each end

*Custom cable assembly labels are available up to eighteen characters; individual cable labels are available up to fifteen characters.

**For cable assemblies constructed of Category 6A (TX6A-SD™ 10Gig™) UTP MaTriX Copper Cable or Category 6A S/FTP Stranded (TX6A™) 10Gig™ Copper Cable, the maximum assembly length is 60m.

All connectivity is wired T568B. Permanent link test results shipped with each cable assembly. Market cable colour is White for all above cable options with the exception of U (Category 6, stranded, TX6A™ 10Gig™), which is International Grey.

Termination Options



UTP Cassette



Shielded Cassette



UTP Jack Modules



UTP Modular Plugs



Un-Terminated



6-Port Plug Pack

QuickNet™ Patch Panels, Accessories, and Patch Cords



QAPP48HDBL



QASP48HDBL



QPP48HDBL



QPPABL




SRB19BLY



QPPN6BU



QPLD6-X



| Part Number | Description | No. of Rack Spaces [^] | Std. Pkg. Qty. | Std. Ctn. Qty. |
|--------------------------------------|--|---------------------------------|----------------|----------------|
| QuickNet™ Angled Patch Panels | | | | |
| QAPP24BL | 24-port, angled patch panel. | 1 | 1 | 10 |
| QASP24BL | 24-port, all metal angled patch panel which accepts QuickNet™ Pre-Terminated Shielded Cassettes and Patch Panel Adapters. | 1 | 1 | 10 |
| QAPP48HDBL | 48-port, high-density angled patch panel. | 1 | 1 | 10 |
| QAPP48HDVNSBL | 48-port, high-density angled patch panel with pre-printed vertical numbering on each port for switch applications. | 1 | 1 | 10 |
| QASP48HDBL | 48-port, all metal angled patch panel which accepts QuickNet™ Pre-Terminated Shielded Cassettes and Patch Panel Adapters. | 1 | 1 | 10 |
| QuickNet™ Flat Patch Panels | | | | |
| QPP24BL | 24-port, flat patch panel. | 1 | 1 | 10 |
| QSP24BL | 24-port, all metal patch panel which accepts QuickNet™ Pre-Terminated Shielded Cassettes and Patch Panel Adapters. | 1 | 1 | 10 |
| QPP48HDBL | 48-port, high-density flat patch panel. | 1 | 1 | 10 |
| QPP48HDVNSBL | 48-port, high density flat patch panel with pre-printed vertical numbering on each port for switch applications. | 1 | 1 | 10 |
| QSP48HDBL | 48-port, all metal patch panel which accepts QuickNet™ Pre-Terminated Shielded Cassettes and Patch Panel Adapters. | 1 | 1 | 10 |
| Patch Panel Adapter | | | | |
| QPPABL | 6-port, patch panel adapter accepts Mini-Com™ UTP, fiber optic and audio/video modules. | — | 1 | 10 |
| Patch Panel Blank | | | | |
| QPPBBL | Reserves space for future use and promotes proper airflow and cooling. | — | 1 | 10 |
| Strain Relief Bar | | | | |
| SRB19BLY | Cable strain relief bar extends 50mm off of the rack to support cables in patch panels. | — | 1 | 10 |
| Label Kit | | | | |
| QPPLC24 | Label/label cover kit for 24-port QuickNet™ Patch Panels. Each kit contains four labels and four clear label covers per bag. | — | 1 | 10 |
| Plug Packs | | | | |
| QPPN6++ | QuickNet™ Plug Pack accepts six RJ45 modular plugs. | — | 1 | 10 |
| QPPN8++ | QuickNet™ Plug Pack accepts eight RJ45 modular plugs. | — | 1 | 10 |
| QPPNR6S | QuickNet™ Recessed Plug Pack accepts six RJ45 modular plugs. | — | 1 | 10 |
| Plug Pack Accessories | | | | |
| QPPRT | Removal tool allows individual cables to be removed from plug pack without disruption of other network connections. | — | 1 | 10 |
| QPPLD6-X | Lock-in device prevents unauthorised removal of cables from the plug pack. | — | 10 | 100 |

[^]One rack space = 44.45mm.

++Available in BU (Blue), BL (Black), RD (Red), or WH (White).

Recessed version, part number QPPR6S, is silver.

| Part Number | Part Description |
|--------------------|--|
| Patch Cords | |
| UTP6A*M | Category 6A UTP CM patch cord with TX6™ PLUS Modular Plugs on each end. |
| UTP6ASD*M | Category 6A-SD UTP CM patch cord with TX6™ PLUS Modular Plugs on each end. |
| STP6X*M | Category 6A shielded LSZH/CM patch cord with TX6™ PLUS Shielded Modular Plugs on each end. |
| UTPSP*MY | Category 6 UTP CM patch cord with TX6™ PLUS Modular Plugs on each end. |

*Represents multiple metre lengths and multiple colours.

Contact customer service for additional information.

Real-World Solutions

With a proven reputation for excellence and innovation, Panduit and our partners work with you to overcome challenges and implement real-world solutions that create a competitive business advantage. Panduit offers the broadest range of solutions, from data centers and intelligent buildings to manufacturing operations, to help you build a **smarter, unified business foundation**.



Technology Leadership

Panduit develops innovative physical infrastructure solutions that meet the rapidly changing needs of our clients, from hardware and software to advisory services. This commitment is supported by investment in advanced research, solutions-focused product development, world-class manufacturing, and collaboration with customers at the forefront of technology.



Partner Ecosystem

Our best-in-class partner ecosystem offers a comprehensive portfolio of services that span the project lifecycle, from planning and design to delivery, deployment, maintenance, and operation. Panduit business partners – distributors, and certified architects, consultants, engineers, designers, system integrators, and contractors – are qualified to help you achieve your objectives and realize predictable and measurable results.



Strategic Alliances

Panduit cultivates long-term strategic alliances with industry leaders, including Cisco Systems, EMC, IBM, and Rockwell Automation, to develop, optimize, and validate solutions for our customers. This investment in people and resources helps solve our customers' greatest business challenges.



Global Business Commitment

Panduit is committed to delivering a consistently high level of quality and service the world over. With a presence in more than 100 countries, local Panduit sales representatives and technical specialists offer guidance and support that bring value to your business. Our global supply chain, which includes manufacturing, customer service, logistics, and distribution partners, provides prompt response to your inquiries and streamlines delivery to any worldwide destination.



Sustainability

With a commitment to environmental sustainability, Panduit develops and implements solutions that protect, replenish, and restore the world in which we live. This commitment is demonstrated by Panduit's LEED Gold certified World Headquarters, leveraging the Unified Physical InfrastructureSM approach to enable convergence of critical building systems to drive energy efficiency and ongoing operational improvement.

*Harness the power of
your Enterprise Network*

*Call or visit us online,
we can show you how.*

Panduit Corp.
World Headquarters
Tinley Park, IL 60487

cs-emea@panduit.com
US and Canada: 800.777.3300
Europe, Middle East, and Africa:
+44.20.8601.7200
Latin America: 52.33.3777.6000
Asia Pacific: 65.6305.7575

www.panduit.com

PANDUITTM